

REVISIONS				
REV	DESCRIPTION OF REVISION	ECN No.	DATE	APPROVED
A	INITIAL RELEASE	—	27/07/12	M. Dong

TECHNICAL DATA

Electrical

Impedance	50 Ω
Frequency range	0~50 GHz
VSWR	1.20:1
Contact resistance	
-centre contact	≤3mΩ
-outer contact	≤2mΩ
Insulation resistance	≥3000MΩ

Mechanical & Environmental

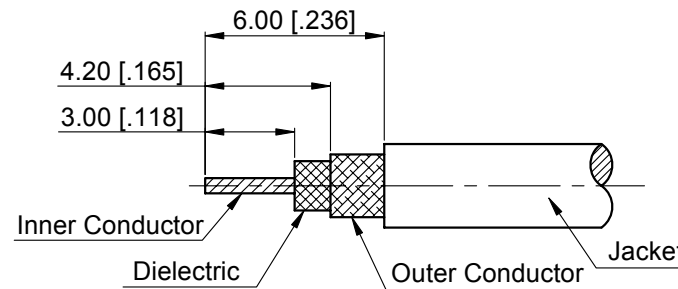
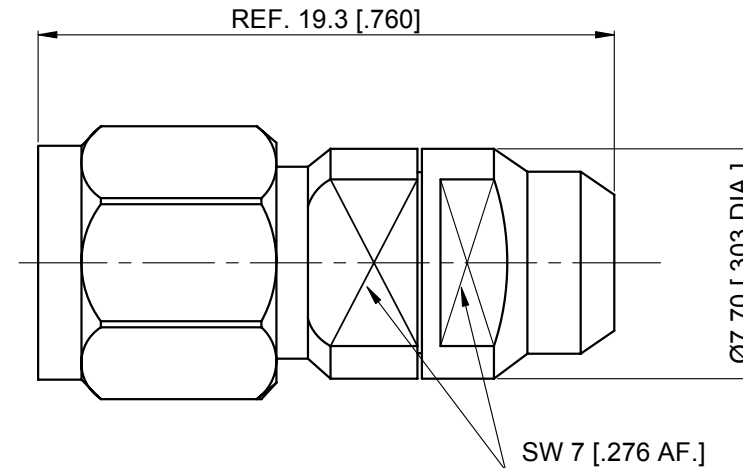
Durability (matings)	>500
Temperature range	-55 °C ~ +165 °C
RoHS Compliant	Yes

Material & Finish

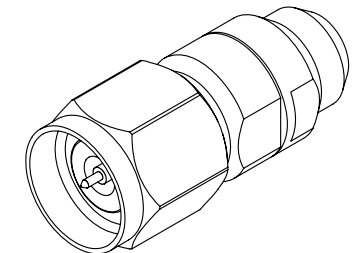
Body	Stainless Steel (SU303), Passivated
Pin Contact	Beryllium Copper Alloy, Gold-plated
Insulator	PEI

Interface Standards

2.4mm	IEEE STD 287-2007
-------	-------------------





Recommended Cable Stripping Dimensions



NOTES:

- ALL SPECIFICATIONS ARE SUBJECT TO CHANGE WITHOUT NOTICE AT ANY TIME
- UNLESS OTHERWISE SPECIFIED ALL DIMENSIONS ARE NOMINAL.

DRAWN:	W. Shen	27/07/12	TITLE: 2.4mm Straight Male Solder for RG405/.086 Cable	 www.connor.com				
CHECKED:	K. Liu	27/07/12						
APPROVED:	M. Dong	27/07/12						
UNLESS OTHERWISE SPECIFIED, DIMENSIONS ARE IN MILLIMETERS [INCHES]. UNLESS OTHERWISE SPECIFIED DIMENSIONAL TOLERANCES ARE:			PART No.: C11111033					
.XX ±0.13 [.005"] .X ±0.20 [.008"] X ±0.50 [.019"]								
ANGULAR TOLERANCES ARE: ALL±1°			DO NOT SCALE DRAWING	PROJECTION: 	SIZE: A4	SCALE: 4:1	SHEET: 1/1	REV: A