REVISIONS				
REV	DESCRIPTION OF REVISION	ECN No.	DATE	APPROVED
A	INITIAL RELEASE	———	21/07/12	M. Dong

TECHNICAL DATA

Electrical

Impedance	50 Ω
Frequency range	0~65 GHz
VSWR	1.25:1
Contact resistance	
-centre contact	≤3mΩ
-outer contact	≤2.5mΩ
Insulation resistance	≥3000MΩ

Mechanical & Environmental

Durability (matings)	>500
Temperature range	-55 °C ~ +165 °C
RoHS Compliant	Yes

Material & Finish

Body	Stainless Steel (SU303), Passivated
Pin Contact	Beryllium Copper Alloy,Gold-plated
Insulator	PEI

Interface Standards

1.85mm	IEC-61169

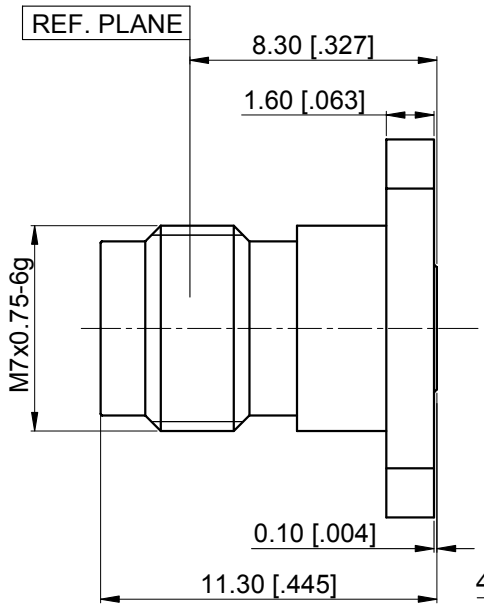

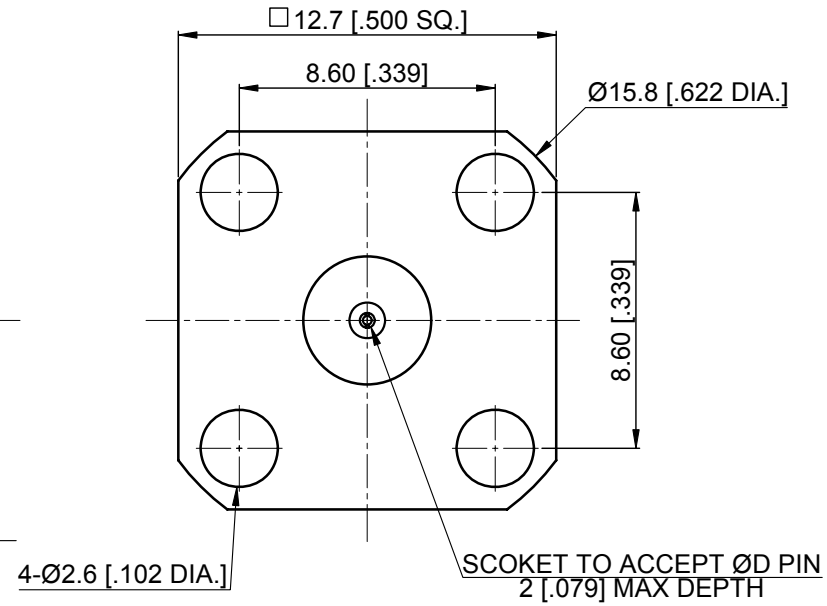

Part Number	ØD PIN
C10214001A	0.23 [.009]
C10214001B	0.30 [.012]

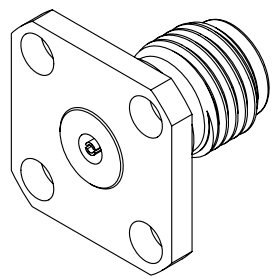

NOTES:

1. ALL SPECIFICATIONS ARE SUBJECT TO CHANGE WITHOUT NOTICE AT ANY TIME
2. UNLESS OTHERWISE SPECIFIED ALL DIMENSIONS ARE NOMINAL.

DRAWN:	W. Shen	21/07/12
CHECKED:	K. Liu	21/07/12
APPROVED:	M. Dong	21/07/12

UNLESS OTHERWISE SPECIFIED, DIMENSIONS ARE IN MILIMETERS [INCHES] .
UNLESS OTHERWISE SPECIFIED DIMENSIONAL TOLERANCES ARE:
.XX ±0.13 [.005"]
.X ±0.20 [.008"]
X ±0.50 [.019"]
ANGULAR TOLERANCES ARE: ALL=±1°

TITLE:

1.85mm Straight Female, 4 Hole Flange, Accepts Pin

DO NOT SCALE DRAWING

PROJECTION:

connov®
www.connov.com

PART No.: C10214001

SIZE:	SCALE:	SHEET:	REV:
A4	4:1	1/1	A